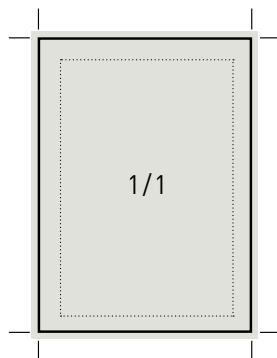


Technical Details

Guido Magazine

COMMERCIAL DEADLINES

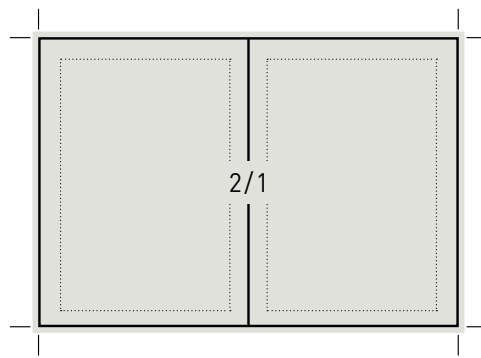
GUIDO MAGAZINE Nr.	RELEASE DATE	RESERVATION		DELIVERY	
99 (NL) - 87 (FR)	2017-02-20	2017-01-30	week 5	2017-02-06	week 6
100 (NL) - 88 (FR)	2017-04-17	2017-03-20	week 12	2017-03-27	week 13
101 (NL) - 89 (FR)	2017-06-05	2017-05-15	week 20	2017-05-22	week 21
102 (NL) - 90 (FR)	2017-09-25	2017-09-04	week 36	2017-09-11	week 37
103 (NL) - 91 (FR)	2017-11-27	2017-11-06	week 45	2017-11-14	week 46



1/1 PAGE BLEEDING

Finished format
H 255 mm x W 185 mm

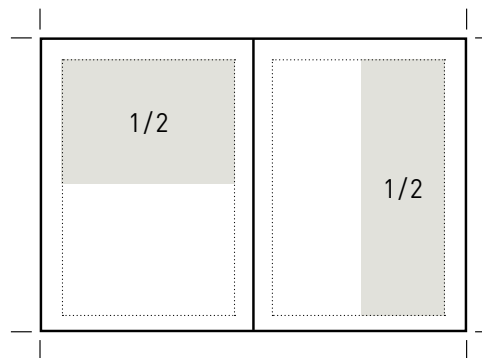
Bleed
5 mm



2/1 PAGE BLEEDING

Finished format
H 255 mm x W 370 mm

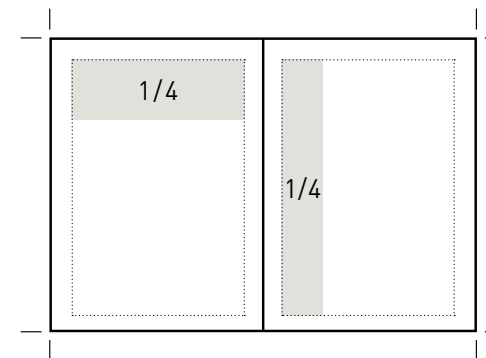
Bleed
5 mm



1/2 PAGE NON-BLEEDING

Landscape format
H 108 mm x W 150 mm

Portrait format
H 222 mm x W 72,5 mm



1/4 PAGE NON-BLEEDING

Landscape format
H 52,5 mm x W 150 mm

Portrait format
H 222 mm x W 36 mm

Texts and logos should be spaced out 10 mm from the bleed.

SPECIFICATIONS

The images used in your layout should be embedded as High Resolution TIFF or EPS CMYK (300 dpi) in a PDF.

Colour spaces like Lab, RGB... are not supported.
Spot colours should be converted to CMYK before exporting to PDF/X.

All fonts should be embedded in the PDF,
printing fonts and screen fonts.

DELIVERY

Via e-mail
pub@guidooh.be
(maximum filesize 7 Mb)

Via WeTransfer
wetransfer.com
(maximum filesize 2 Gb)

Send a confirmation e-mail at
pub@guidooh.be

Technical Details

Guido Magazine

COMMERCIAL DEADLINES

GUIDO MAGAZINE Nr.	RELEASE DATE	RESERVATION		DELIVERY	
99 (NL) - 87 (FR)	2017-02-20	2017-01-30	week 5	2017-02-06	week 6
100 (NL) - 88 (FR)	2017-04-17	2017-03-20	week 12	2017-03-27	week 13
101 (NL) - 89 (FR)	2017-06-05	2017-05-15	week 20	2017-05-22	week 21
102 (NL) - 90 (FR)	2017-09-25	2017-09-04	week 36	2017-09-11	week 37
103 (NL) - 91 (FR)	2017-11-27	2017-11-06	week 45	2017-11-14	week 46

BLISTERING



PRINCIPLE

Guido Magazine offers you the possibility to include your flyer, file card or samples via blistering.

FINISHING

Please contact a technical advisor for the realization.

Depending on the kind of sample, the manner of delivery will be important as well.

With booklets staple or roll fold finishing.

We advise to send some samples for testing.

Never placed on the front cover of the magazine. Always at the back cover.

TECHNICAL DETAILS

Format never larger or thicker than the magazine
 Minimal dimension = W 100 mm x H 150 mm
 Maximum dimension = W 175 mm x H 246 mm

Weight: Maximum 250 gr

Maximum thickness = 12 mm

Total thickness, including the magazine = 28 mm

DELIVERY OF SAMPLES

4 weeks before release
 Roularta Printing,
 Sabine Berguin,
 Meiboomlaan 33,
 8800 Roeselare.

Every supply of material should be done by both language and edition on a separate pallet, accompanied by a note of dispatch containing at least the following information: the client (Guido), name of the owner, Guido Magazine (monthly), date and title of the edition in question and language for which pallet is intended, name of the subject and a reference to the corresponding order number. In the event that there are different versions, must be provided a separate pallet per version.

Technical Details

Guido Magazine

TESTIMONIALS - COPYWRITING



1/1 page
3.402 characters, including spaces.

TECHNICAL DETAILS

Via e-mail
pub@guido.be
(maximum file size 7 Mb)



2/1 pages
This example counts 3.706 characters, including spaces.

Via WeTransfer
wetransfer.com
(maximum file size 2 Gb)

Send a confirmation e-mail at
pub@guidooh.be

COMMERCIAL DEADLINES

GUIDO MAGAZINE Nr.	RELEASE DATE	RESERVATION	DELIVERY
99 (NL) - 87 (FR)	2017-02-20	2017-01-30 week 5	2017-02-06 week 6
100 (NL) - 88 (FR)	2017-04-17	2017-03-20 week 12	2017-03-27 week 13
101 (NL) - 89 (FR)	2017-06-05	2017-05-15 week 20	2017-05-22 week 21
102 (NL) - 90 (FR)	2017-09-25	2017-09-04 week 36	2017-09-11 week 37
103 (NL) - 91 (FR)	2017-11-27	2017-11-06 week 45	2017-11-14 week 46

DELIVERY

You supply text and images
The text in a Word or Notepad file. We will provide you with a layout with the text and images we receive from you.
Keep the following items in mind:

1 Limit the amount of text to the bare minimum. For the esthetic point of view and the readability. We advise a maximum of **3.420 characters per page (spaces included)**. You can count the number of characters in Word via the Tools-menu, count characters.

2 When you use an image of the web, the resolution will probably not be sufficient. Also keep in mind that there is a copyright-issue. Images delivered with a resolution of 72 dpi will be converted to a High Resolution image (300 dpi). This means that the supplied Low Resolution image will be printed 4 times smaller. We try not to blow up the image, because of the loss of quality it brings. We recommend to provide us with the original footage (minimum 300 pixels per inch). Please make sure you have obtained the necessary copyrights.

